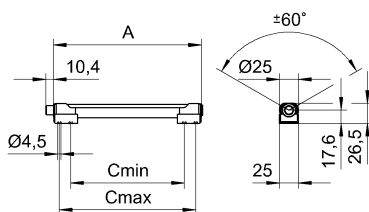

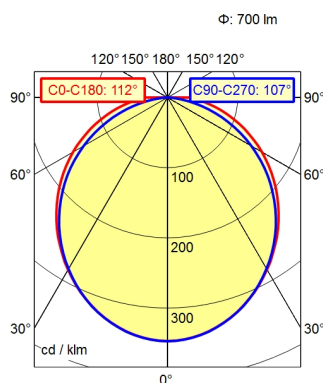


Surface-mounted luminaire LINURA.edge
LEA 1000/RGB/S

114446000-00809557



M12-A-5



light source
work equipment
connected load
power consumption
luminous flux
luminous efficiency
light distribution
beam angle
colour temperature
glare control
system of protection
class of protection
technology
operation
housing
cover
weight (net)
mains lead
design
fastening
dimension
special features

LED
without
22-26 V, DC
env. 28 W
approx. 700 lm
approx. 25 lm/W
direct
112° / 107°
red-green-blue
screen
IP 54
III
multi-stage switchable
external
aluminium/plastic; anodised, painted; aluminium
coloured anodised
Acrylic satine
env. 0,82 kg
built-in plug; M12-A-5
mounted version
bracket
A=1455mmCmin=1410mmCmax=1440mm
7 colours controllable